





13611 B Street • Omaha, Nebraska 68144-3693 • (402) 334-7770 • FAX (402) 334-9121 • www.midwestlabs.com

Lab #	2516824	Report of Analysis		Report Number: 16-117-4067	
<b>Account:</b> 28674	MIKE WOLFE C AND C PEAT COMPANY 1650 CR 470 OKAHUMPKA FL 34762		 Robert Ferris Account Manager 402-829-9871		
<b>Date Sampled:</b> <b>Date Received:</b> <b>Sample ID:</b>	2016-04-13 2016-04-14 COMPOST				
			NUTRIENT ANALYSIS		
			Analysis (as rec'd)	Analysis (dry weight)	Total content, lbs per ton (as rec'd)
<b>NUTRIENTS</b>					
Nitrogen					
Total Nitrogen	%	0.42	1.26	8.4	
Organic Nitrogen	%	0.34	1.02	6.8	
Ammonium Nitrogen	%	0.080	0.240	1.6	
Nitrate Nitrogen	%	< 0.01	----	----	
Major and Secondary Nutrients					
Phosphorus	%	0.16	0.48	3.2	
Phosphorus as P2O5	%	0.37	1.11	7.4	
Potassium	%	0.24	0.72	4.8	
Potassium as K2O	%	0.29	0.87	5.8	
Sulfur	%	0.09	0.27	1.8	
Calcium	%	0.58	1.74	11.6	
Magnesium	%	0.09	0.27	1.8	
Sodium	%	0.040	0.120	0.8	
Micronutrients					
Iron	ppm	586	1761	1.2	
Manganese	ppm	40.1	120	----	
Boron	ppm	< 20	----	----	
<b>OTHER PROPERTIES</b>					
Moisture	%	66.72			
Total Solids	%	33.28		665.6	
Organic Matter	%	23.80	71.51	476.0	
Ash	%	9.40	28.25	188.0	
Total Carbon	%	11.21	33.68		
Chloride	%	0.08	0.24		
pH		8.2			
Conductivity 1:5 (Soluble Salts)	mS/cm	4.33			

13611 B Street • Omaha, Nebraska 68144-3693 • (402) 334-7770 • FAX (402) 334-9121 • www.midwestlabs.com

Lab #	2516824	<b>Biological &amp; Physical Properties</b>	Report Number: 16-117-4067								
<b>Account:</b> 28674	MIKE WOLFE C AND C PEAT COMPANY 1650 CR 470 OKAHUMPKA FL 34762		 Robert Ferris Client Service Representative 402-829-9871								
<b>Date Sampled:</b>	2016-04-13		NUTRIENT ANALYSIS								
<b>Date Received:</b>	2016-04-14										
<b>Sample ID:</b>	COMPOST										
<table style="width: 100%; border-collapse: collapse;"> <thead> <tr> <th style="width: 35%;"></th> <th style="width: 15%;">Analysis (as rec'd)</th> <th style="width: 15%;">Analysis (dry weight)</th> <th style="width: 10%;">Units</th> <th style="width: 10%;">Detection Limit</th> <th style="width: 15%;">Method</th> </tr> </thead> </table>							Analysis (as rec'd)	Analysis (dry weight)	Units	Detection Limit	Method
	Analysis (as rec'd)	Analysis (dry weight)	Units	Detection Limit	Method						
<b>Biological Properties</b>											
Germination	60		%	1	TMECC 05.05A						
Germination Vigor	100		%	1	TMECC 05.05A						
CO <sub>2</sub> OM Evolution	0.57		mgCO <sub>2</sub> -C/gOM/day	0.01	TMECC 05.08B						
CO <sub>2</sub> Solids Evolution	1.34		mgCO <sub>2</sub> -C/gTS/day	0.01	TMECC 05.08B						
Fecal Coliform		< 0.2	mpn/g	0.2	EPA 1681						
Salmonella		< 0.01	mpn/4g	0.01	EPA 1682						
Stability Rating	Stable		N/A	N/A	TMECC 05.08B						
<b>Physical Properties</b>											
Bulk Density (Loose)	758		lbs/cu yard	1	WT/VOL						
Bulk Density (Packed)	1213		lbs/cu yard	1	WT/VOL						
Film Plastics	n.d.		%	0.25	Microscopic						
Glass Fragments	n.d.		%	0.25	Microscopic						
Hard Plastics	n.d.		%	0.25	Microscopic						
Metal Fragment	n.d.		%	0.25	Microscopic						
Sharps	Absent		---	---	Microscopic						
Max. Particle Length		1.1	inches	N/A	TMECC Sieve						
Sieve % Passing 3"		100	%	0.01	TMECC Sieve						
Sieve % Passing 2"		100	%	0.01	TMECC Sieve						
Sieve % Passing 1.5"		100	%	0.01	TMECC Sieve						
Sieve % Passing 1"		100	%	0.01	TMECC Sieve						
Sieve % Passing 3/4"		95	%	0.01	TMECC Sieve						
Sieve % Passing 5/8"		88	%	0.01	TMECC Sieve						
Sieve % Passing 3/8"		70	%	0.01	TMECC Sieve						
Sieve % Passing 1/4"		44	%	0.01	TMECC Sieve						

Compost Results Interpretations

Page 1

Report #:

16-117-4067

DATE RECEIVED:

2016-04-14

Organic Matter %		Greater than 20% indicates a desirable range for compost on a dry weight basis.
23.80	As Received	
71.51	Dry Weight	

Compost is a significant source of Organic Matter, which is an important supplier of carbon. Organic Matter improves soil and plant efficiency by improving soil physical properties, providing a source of energy to beneficial organisms, and enhancing the reservoir of soil nutrients.

C/N Ratio		20-30 indicates an ideal range for the initial compost process. 10-20 indicates an ideal range for a finished compost.
26.7:1		

All organic matter is made up of substantial amounts of carbon with lesser amounts of nitrogen. The balance of these two elements is called the Carbon/Nitrogen Ratio. For the best performance, the compost pile requires the correct proportion of carbon for energy and nitrogen for protein production. If the C:N ratio is too high (excess carbon) decomposition slows down. If the C:N ratio is too low (excess Nitrogen) the compost pile could be difficult to manage.

Moisture %		<35% = Indicates overly dry compost  >55% = Indicates overly wet compost
66.72		

Moisture Percent is the measure of water present in the compost and expressed as a percentage of total weight. Moisture present affects handling and transport. Overly dry will be light and dusty while overly wet will be heavy and clumpy. A desirable moisture content of finished compost will range between 40 to 50%.

Compost Results Interpretations

Page 2

Report #:

16-117-4067

DATE RECEIVED:

2016-04-14

Conductivity or Soluble Salts measures the conductance of electrical current in a liquid compost slurry. Excessive soluble salt content in a compost can prevent or delay seed germination and proper root growth. Conductivity analysis is done on a 1:5 basis.

Conductivity 1:5
4.3

Conductivity Level	Interpretation
Greater than 10	Very High nutrient content. Use for Ag Applications
5 - 10	High nutrient content. Use for Ag Applications
3 - 5	Higher than desirable for salt sensitive plants, some loss of vigor
0.6 - 3	Desirable range for most plants
0.3 - 0.6	Ideal range for greenhouse growth media
0.0 - 0.3	Very Low: Indicates very low nutrient status: plants may show deficiencies.

Compost Results Interpretations

Page 3

Report #:

16-117-4067

DATE RECEIVED:

2016-04-14

pH Value

8.2

0 to 14 scale with 6 to 8 as normal pH levels for compost

A pH in the 6 to 8 pH range indicates a more mature compost

pH measures the acidity or alkalinity of the compost, and is a measurement of the hydrogen ion activity of a soil or compost on a logarithmic scale. The pH scale ranges from 0 to 14 and 7 indicates a neutral pH. Growing media with a higher pH or pH greater than 7 can benefit from a compost that has a more acidic pH or pH below 7. This type of application will possibly lower the soil pH making the soil more conducive to plants that thrive in a more acidic soil condition.

Nutrient Index (Ag Index)

9.0

The Nutrient Index normally runs between 1 and 10.

The Nutrient Index is obtained by dividing the total nutrients (N,P,K) by the amount of salt (Sodium and Chloride). The higher the Nutrient Index the less chance of having a toxic buildup of Sodium (salt) in the soil.

AG INDEX CHART										
<i>salt injury possible</i>	<i>use on soils with excellent drainage characteristics, good water quality and low salts</i>				<i>you may use on soils with poor drainage, poor water quality, or high salts</i>				<i>for all soils</i>	
1	2	3	4	5	6	7	8	9	10	> 10

Nutrients (N+P205+K20)

3.25

Average Nutrient Content Dry Weight

<2 = Low, >5 = High

0.5-0.5-0.5

Rating As Received

The most commonly used compost data is the amount of Nitrogen, Phosphate, and Potash (abbreviated as N,P,K) present and the information is similar to that found in common fertilizers. If a compost result has the rating 1-2-2 it means that the compost has 1% Nitrogen, 2% Phosphate and 2% Potash. Most compost tests will have a average nutrient level (N+P+K) of < 5%.

**C AND C PEAT COMPANY  
MIKE WOLFE  
1650 CR 470  
OKAHUMPKA FL 34762**


**REPORT OF ANALYSIS**

For: (28674) C AND C PEAT COMPANY  
NUTRIENT ANALYSIS

Analysis	Level Found		Units	Reporting		Analyst- Date	Verified- Date
	As Received	Dry Weight		Limit	Method		
Sample ID: <b>COMPOST</b>	Lab Number: <b>2516824</b>		Date Sampled: <b>2016-04-13 1545</b>				
Cadmium (total)	n.d.	n.d.	mg/kg	0.50	EPA 6010 *	ras7-2016/04/15	bab2-2016/04/21
Chromium (total)	2.72	8.17	mg/kg	1.00	EPA 6010 *	ras7-2016/04/18	bab2-2016/04/21
Mercury (total)	n.d.	n.d.	mg/kg	0.05	EPA 7471 *	ccm2-2016/04/18	bab2-2016/04/21
Lead (total)	n.d.	n.d.	mg/kg	5.0	EPA 6010 *	ras7-2016/04/15	bab2-2016/04/21
Molybdenum (total)	n.d.	n.d.	mg/kg	1.0	EPA 6010 *	ras7-2016/04/15	bab2-2016/04/21
Nickel (total)	1.9	5.7	mg/kg	1.0	EPA 6010 *	ras7-2016/04/18	bab2-2016/04/21
Selenium (total)	n.d.	n.d.	mg/kg	10.0	EPA 6010 *	ras7-2016/04/15	bab2-2016/04/21
Zinc (total)	49.3	148.1	mg/kg	2.0	EPA 6010 *	ras7-2016/04/15	bab2-2016/04/21
Copper (total)	19.5	58.6	mg/kg	1	EPA 6010 *	ras7-2016/04/18	bab2-2016/04/21
Arsenic (total)	n.d.	n.d.	mg/kg	0.5	EPA 6020	akj2-2016/04/18	bab2-2016/04/21

n.d. = not detected , ppm = parts per million, ppm = mg/kg

For questions please contact:



Rob Ferris  
Account Manager  
raf4@midwestlabs.com (402)829-9871

The result(s) issued on this report only reflect the analysis of the sample(s) submitted.

Our reports and letters are for the exclusive and confidential use of our clients and may not be reproduced in whole or in part, nor may any reference be made to the work, the results, or the company in any advertising, news release, or other public announcements without obtaining our prior written authorization.



**US COMPOSTING COUNCIL**



1 1/1  
Lara L. Mikels  
2016 04 14 13:27

**OFFICIAL Seal of Testing Assurance  
Compost Sample Chain of Custody Form**

STA Laboratory: Midwest Laboratories, Inc. Tel: 402-334-7770  
 Address: 13611 B. Street FAX: 402-334-9121  
 Email: jking@midwestlabs.com  
 City, State Zip code: Omaha, NE 68144

Client/Reporting Company: C&C Peat Company, Inc. Tel: 352-323-8213  
 Contact Name: Michael Wolfe FAX: 352-365-0367  
 Billing Address: 1650 County Road 470 Email: m.wolfe@ccpeat.com  
 City, State Zip code: Okahumpka, FL 34762

Send Results to:  
 City, State Zip code:

Name or Source of Sample(s): Monthly Compost Sample  
 Name of Person(s), Sample Collector(s): Michael Wolfe

**LABORATORY USE ONLY** Storage Locations  
 Freezer \_\_\_\_\_ Cold Room \_\_\_\_\_ Storage Shelf \_\_\_\_\_  
 Sample Condition: \_\_\_\_\_  
 Temperature: \_\_\_\_\_ Malodor: \_\_\_\_\_ Moisture: \_\_\_\_\_

Sample Type:  POINT  COMPOSITE  STRATIFIED  INTERVAL  
 P.O. Number: \_\_\_\_\_  
 USCC Member:  YES  NO

**SELECTION OF ANALYSIS.** Refer to <http://www.tnec.org/cap/methods.html> for details.  
 STA Suite; State DOT Tests (indicate State); A, B, C - Specify other tests in fields A through C. (e.g., tests required for regulated samples, etc.) **NOTE!** STA analytical results via the STA Compost Technical Data Sheet and this Chain of Custody form are submitted to STA program management.

A B C

Client Sample ID and Special Instructions	1. List Feedstocks 2. Check all that apply 3. List % by volume. (Optional)		Collection Date/Time	Sample Matrix	Composting Operation Type	Shipping Temperature	Indicate Compost Analysis Requirements (*Identify state)			LAB USE ONLY Job Number & Sample Status
	Green waste	Carcass					STA Suite	State DOT	Identify State	
Compost	<input checked="" type="checkbox"/> Manure	<input type="checkbox"/> Fish Waste	Date: 4/17/16 Time: 3:45pm Initials: MW	Compost <input checked="" type="checkbox"/> Feedstock <input type="checkbox"/> Mulch <input type="checkbox"/>	Windrow <input checked="" type="checkbox"/> Static pile <input type="checkbox"/> In-Vessel <input type="checkbox"/>	Ambient <input type="checkbox"/> Wet Ice <input checked="" type="checkbox"/> Dry Ice <input type="checkbox"/>	STA Suite	State DOT	Identify State	2516824

INFORM THE STA LABORATORY AND SPECIFY THE REQUIRED LABORATORY TESTS WHEN SUBMITTING REGULATED COMPOST SAMPLES (please use spaces A, B and C provided above).

PLEASE PROVIDE SPECIFIC FEEDSTOCK AND OPERATIONAL DETAIL IN THE SPACE PROVIDED.  
 YOUR VOLUNTEERED INFORMATION PROVIDES USCC STANDARDS AND PRACTICES COMMITTEE WITH CRUTIAL DATA NEEDED TO BETTER UNDERSTAND THE COMPOSTING PROCESS AND COMPOST END USES.

Releasing Signature 1	Date	Time	Receiving Signature 1	Date	Time
<i>[Signature]</i>	4/17/16	4:00pm	<i>[Signature]</i>	4/14/16	1325
Releasing Signature 2	Date	Time	Receiving Signature 2	Date	Time
Releasing Signature 3	Date	Time	Receiving Signature 3	Date	Time
Releasing Signature 4	Date	Time	Receiving Signature 4	Date	Time

12.05