





13611 B Street • Omaha, Nebraska 68144-3693 • (402) 334-7770 • FAX (402) 334-9121 • www.midwestlabs.com

Lab #	2447071	Report of Analysis		Report Number: 15-278-4072	
Account: 28674	MIKE WOLFE C AND C PEAT COMPANY 1650 CR 470 OKAHUMPKA FL 34762		 Robert Ferris Account Manager 402-829-9871		
Date Sampled: Date Received: Sample ID:	2015-09-22 2015-09-23 COMPOST				
			NUTRIENT ANALYSIS		
			Analysis (as rec'd)	Analysis (dry weight)	Total content, lbs per ton (as rec'd)
NUTRIENTS					
Nitrogen					
Total Nitrogen	%	0.46	1.43	9.2	
Organic Nitrogen	%	0.31	0.95	6.1	
Ammonium Nitrogen	%	0.145	0.450	2.9	
Nitrate Nitrogen	%	0.01	0.03	0.2	
Major and Secondary Nutrients					
Phosphorus	%	0.25	0.78	5.0	
Phosphorus as P2O5	%	0.57	1.77	11.4	
Potassium	%	0.26	0.81	5.2	
Potassium as K2O	%	0.31	0.96	6.2	
Sulfur	%	0.12	0.37	2.4	
Calcium	%	0.57	1.77	11.4	
Magnesium	%	0.10	0.31	2.0	
Sodium	%	0.040	0.124	0.8	
Micronutrients					
Iron	ppm	386	1199	0.8	
Manganese	ppm	28.2	88	----	
Boron	ppm	< 20	----	----	
OTHER PROPERTIES					
Moisture	%	67.80			
Total Solids	%	32.20		644.0	
Organic Matter	%	25.00	77.64	500.0	
Ash	%	7.20	22.36	144.0	
Total Carbon	%	10.20	31.68		
Chloride	%	0.07	0.22		
pH		8.7			
Conductivity 1:5 (Soluble Salts)	mS/cm	5.37			

13611 B Street • Omaha, Nebraska 68144-3693 • (402) 334-7770 • FAX (402) 334-9121 • www.midwestlabs.com

Lab #	2447071	Biological & Physical Properties	Report Number: 15-278-4072																																																																																																																																																														
Account: 28674	MIKE WOLFE C AND C PEAT COMPANY 1650 CR 470 OKAHUMPKA FL 34762		 Robert Ferris Client Service Representative 402-829-9871																																																																																																																																																														
Date Sampled:	2015-09-22		NUTRIENT ANALYSIS																																																																																																																																																														
Date Received:	2015-09-23																																																																																																																																																																
Sample ID:	COMPOST																																																																																																																																																																
<table style="width: 100%; border-collapse: collapse;"> <thead> <tr> <th style="width: 35%;"></th> <th style="width: 15%;">Analysis (as rec'd)</th> <th style="width: 15%;">Analysis (dry weight)</th> <th style="width: 10%;">Units</th> <th style="width: 10%;">Detection Limit</th> <th style="width: 15%;">Method</th> </tr> </thead> <tbody> <tr> <td colspan="6">Biological Properties</td> </tr> <tr> <td>5 Day Germination</td> <td>90</td> <td></td> <td>%</td> <td>1</td> <td>TMECC 05.05A</td> </tr> <tr> <td>7 Day Vigor</td> <td>100</td> <td></td> <td>%</td> <td>1</td> <td>TMECC 05.05A</td> </tr> <tr> <td>CO₂ OM Evolution</td> <td>0.14</td> <td></td> <td>mgCO₂-C/gOM/day</td> <td>0.01</td> <td>TMECC 05.08B</td> </tr> <tr> <td>CO₂ Solids Evolution</td> <td>0.36</td> <td></td> <td>mgCO₂-C/gTS/day</td> <td>0.01</td> <td>TMECC 05.08B</td> </tr> <tr> <td>Fecal Coliform</td> <td></td> <td>28</td> <td>mpn/g</td> <td>2</td> <td>EPA 1681</td> </tr> <tr> <td>Salmonella</td> <td></td> <td>< 0.01</td> <td>mpn/4g</td> <td>0.01</td> <td>EPA 1682</td> </tr> <tr> <td>Stability Rating</td> <td>Stable</td> <td></td> <td>N/A</td> <td>N/A</td> <td>TMECC 05.08B</td> </tr> <tr> <td colspan="6">Physical Properties</td> </tr> <tr> <td>Bulk Density (Loose)</td> <td>657</td> <td></td> <td>lbs/cu yard</td> <td>1</td> <td>WT/VOL</td> </tr> <tr> <td>Bulk Density (Packed)</td> <td>1146</td> <td></td> <td>lbs/cu yard</td> <td>1</td> <td>WT/VOL</td> </tr> <tr> <td>Film Plastics</td> <td>n.d.</td> <td></td> <td>%</td> <td>0.25</td> <td>Microscopic</td> </tr> <tr> <td>Glass Fragments</td> <td>n.d.</td> <td></td> <td>%</td> <td>0.25</td> <td>Microscopic</td> </tr> <tr> <td>Hard Plastics</td> <td>n.d.</td> <td></td> <td>%</td> <td>0.25</td> <td>Microscopic</td> </tr> <tr> <td>Metal Fragment</td> <td>n.d.</td> <td></td> <td>%</td> <td>0.25</td> <td>Microscopic</td> </tr> <tr> <td>Sharps</td> <td>absent</td> <td></td> <td>---</td> <td>---</td> <td>Microscopic</td> </tr> <tr> <td>Max. Particle Length</td> <td></td> <td>2.5</td> <td>inches</td> <td>N/A</td> <td>TMECC Sieve</td> </tr> <tr> <td>Sieve % Passing 3"</td> <td></td> <td>100</td> <td>%</td> <td>0.01</td> <td>TMECC Sieve</td> </tr> <tr> <td>Sieve % Passing 2"</td> <td></td> <td>100</td> <td>%</td> <td>0.01</td> <td>TMECC Sieve</td> </tr> <tr> <td>Sieve % Passing 1.5"</td> <td></td> <td>100</td> <td>%</td> <td>0.01</td> <td>TMECC Sieve</td> </tr> <tr> <td>Sieve % Passing 1"</td> <td></td> <td>100</td> <td>%</td> <td>0.01</td> <td>TMECC Sieve</td> </tr> <tr> <td>Sieve % Passing 3/4"</td> <td></td> <td>100</td> <td>%</td> <td>0.01</td> <td>TMECC Sieve</td> </tr> <tr> <td>Sieve % Passing 5/8"</td> <td></td> <td>95</td> <td>%</td> <td>0.01</td> <td>TMECC Sieve</td> </tr> <tr> <td>Sieve % Passing 3/8"</td> <td></td> <td>88</td> <td>%</td> <td>0.01</td> <td>TMECC Sieve</td> </tr> <tr> <td>Sieve % Passing 1/4"</td> <td></td> <td>64</td> <td>%</td> <td>0.01</td> <td>TMECC Sieve</td> </tr> </tbody> </table>							Analysis (as rec'd)	Analysis (dry weight)	Units	Detection Limit	Method	Biological Properties						5 Day Germination	90		%	1	TMECC 05.05A	7 Day Vigor	100		%	1	TMECC 05.05A	CO ₂ OM Evolution	0.14		mgCO ₂ -C/gOM/day	0.01	TMECC 05.08B	CO ₂ Solids Evolution	0.36		mgCO ₂ -C/gTS/day	0.01	TMECC 05.08B	Fecal Coliform		28	mpn/g	2	EPA 1681	Salmonella		< 0.01	mpn/4g	0.01	EPA 1682	Stability Rating	Stable		N/A	N/A	TMECC 05.08B	Physical Properties						Bulk Density (Loose)	657		lbs/cu yard	1	WT/VOL	Bulk Density (Packed)	1146		lbs/cu yard	1	WT/VOL	Film Plastics	n.d.		%	0.25	Microscopic	Glass Fragments	n.d.		%	0.25	Microscopic	Hard Plastics	n.d.		%	0.25	Microscopic	Metal Fragment	n.d.		%	0.25	Microscopic	Sharps	absent		---	---	Microscopic	Max. Particle Length		2.5	inches	N/A	TMECC Sieve	Sieve % Passing 3"		100	%	0.01	TMECC Sieve	Sieve % Passing 2"		100	%	0.01	TMECC Sieve	Sieve % Passing 1.5"		100	%	0.01	TMECC Sieve	Sieve % Passing 1"		100	%	0.01	TMECC Sieve	Sieve % Passing 3/4"		100	%	0.01	TMECC Sieve	Sieve % Passing 5/8"		95	%	0.01	TMECC Sieve	Sieve % Passing 3/8"		88	%	0.01	TMECC Sieve	Sieve % Passing 1/4"		64	%	0.01	TMECC Sieve
	Analysis (as rec'd)	Analysis (dry weight)	Units	Detection Limit	Method																																																																																																																																																												
Biological Properties																																																																																																																																																																	
5 Day Germination	90		%	1	TMECC 05.05A																																																																																																																																																												
7 Day Vigor	100		%	1	TMECC 05.05A																																																																																																																																																												
CO ₂ OM Evolution	0.14		mgCO ₂ -C/gOM/day	0.01	TMECC 05.08B																																																																																																																																																												
CO ₂ Solids Evolution	0.36		mgCO ₂ -C/gTS/day	0.01	TMECC 05.08B																																																																																																																																																												
Fecal Coliform		28	mpn/g	2	EPA 1681																																																																																																																																																												
Salmonella		< 0.01	mpn/4g	0.01	EPA 1682																																																																																																																																																												
Stability Rating	Stable		N/A	N/A	TMECC 05.08B																																																																																																																																																												
Physical Properties																																																																																																																																																																	
Bulk Density (Loose)	657		lbs/cu yard	1	WT/VOL																																																																																																																																																												
Bulk Density (Packed)	1146		lbs/cu yard	1	WT/VOL																																																																																																																																																												
Film Plastics	n.d.		%	0.25	Microscopic																																																																																																																																																												
Glass Fragments	n.d.		%	0.25	Microscopic																																																																																																																																																												
Hard Plastics	n.d.		%	0.25	Microscopic																																																																																																																																																												
Metal Fragment	n.d.		%	0.25	Microscopic																																																																																																																																																												
Sharps	absent		---	---	Microscopic																																																																																																																																																												
Max. Particle Length		2.5	inches	N/A	TMECC Sieve																																																																																																																																																												
Sieve % Passing 3"		100	%	0.01	TMECC Sieve																																																																																																																																																												
Sieve % Passing 2"		100	%	0.01	TMECC Sieve																																																																																																																																																												
Sieve % Passing 1.5"		100	%	0.01	TMECC Sieve																																																																																																																																																												
Sieve % Passing 1"		100	%	0.01	TMECC Sieve																																																																																																																																																												
Sieve % Passing 3/4"		100	%	0.01	TMECC Sieve																																																																																																																																																												
Sieve % Passing 5/8"		95	%	0.01	TMECC Sieve																																																																																																																																																												
Sieve % Passing 3/8"		88	%	0.01	TMECC Sieve																																																																																																																																																												
Sieve % Passing 1/4"		64	%	0.01	TMECC Sieve																																																																																																																																																												

Compost Results Interpretations

Page 1

Report #:

15-278-4072

DATE RECEIVED:

2015-09-23

Organic Matter %		Greater than 20% indicates a desirable range for compost on a dry weight basis.
25.00	As Received	
77.64	Dry Weight	

Compost is a significant source of Organic Matter, which is an important supplier of carbon. Organic Matter improves soil and plant efficiency by improving soil physical properties, providing a source of energy to beneficial organisms, and enhancing the reservoir of soil nutrients.

C/N Ratio		20-30 indicates an ideal range for the initial compost process. 10-20 indicates an ideal range for a finished compost.
22.2:1		

All organic matter is made up of substantial amounts of carbon with lesser amounts of nitrogen. The balance of these two elements is called the Carbon/Nitrogen Ratio. For the best performance, the compost pile requires the correct proportion of carbon for energy and nitrogen for protein production. If the C:N ratio is too high (excess carbon) decomposition slows down. If the C:N ratio is too low (excess Nitrogen) the compost pile could be difficult to manage.

Moisture %		<35% = Indicates overly dry compost >55% = Indicates overly wet compost
67.80		

Moisture Percent is the measure of water present in the compost and expressed as a percentage of total weight. Moisture present affects handling and transport. Overly dry will be light and dusty while overly wet will be heavy and clumpy. A desirable moisture content of finished compost will range between 40 to 50%.

Compost Results Interpretations

Page 2

Report #:

15-278-4072

DATE RECEIVED:

2015-09-23

Conductivity or Soluble Salts measures the conductance of electrical current in a liquid compost slurry. Excessive soluble salt content in a compost can prevent or delay seed germination and proper root growth. Conductivity analysis is done on a 1:5 basis.

Conductivity 1:5	
5.4	
Conductivity Level	Interpretation
Greater than 10	Very High nutrient content. Use for Ag Applications
5 - 10	High nutrient content. Use for Ag Applications
3 - 5	Higher than desirable for salt sensitive plants, some loss of vigor
0.6 - 3	Desirable range for most plants
0.3 - 0.6	Ideal range for greenhouse growth media
0.0 - 0.3	Very Low: Indicates very low nutrient status: plants may show deficiencies.

Compost Results Interpretations

Page 3

Report #:

15-278-4072

DATE RECEIVED:

2015-09-23

pH Value

8.7

0 to 14 scale with 6 to 8 as normal pH levels for compost

A pH in the 6 to 8 pH range indicates a more mature compost

pH measures the acidity or alkalinity of the compost, and is a measurement of the hydrogen ion activity of a soil or compost on a logarithmic scale. The pH scale ranges from 0 to 14 and 7 indicates a neutral pH. Growing media with a higher pH or pH greater than 7 can benefit from a compost that has a more acidic pH or pH below 7. This type of application will possibly lower the soil pH making the soil more conducive to plants that thrive in a more acidic soil condition.

Nutrient Index (Ag Index)

>10

The Nutrient Index normally runs between 1 and 10.

The Nutrient Index is obtained by dividing the total nutrients (N,P,K) by the amount of salt (Sodium and Chloride). The higher the Nutrient Index the less chance of having a toxic buildup of Sodium (salt) in the soil.

AG INDEX CHART										
<i>salt injury possible</i>	<i>use on soils with excellent drainage characteristics, good water quality and low salts</i>				<i>you may use on soils with poor drainage, poor water quality, or high salts</i>				<i>for all soils</i>	
1	2	3	4	5	6	7	8	9	10	> 10

Nutrients (N+P205+K20)

4.16

Average Nutrient Content Dry Weight

<2 = Low, >5 = High

0.5-0.5-0.5

Rating As Received

The most commonly used compost data is the amount of Nitrogen, Phosphate, and Potash (abbreviated as N,P,K) present and the information is similar to that found in common fertilizers. If a compost result has the rating 1-2-2 it means that the compost has 1% Nitrogen, 2% Phosphate and 2% Potash. Most compost tests will have a average nutrient level (N+P+K) of < 5%.

**C AND C PEAT COMPANY
MIKE WOLFE
1650 CR 470
OKAHUMPKA FL 34762**


REPORT OF ANALYSIS

For: (28674) C AND C PEAT COMPANY
NUTRIENT ANALYSIS

Analysis	Level Found		Units	Reporting		Analyst- Date	Verified- Date
	As Received	Dry Weight		Limit	Method		
Sample ID: COMPOST	Lab Number: 2447071		Date Sampled: 2015-09-22 15:30				
Cadmium (total)	n.d.	n.d.	mg/kg	0.50	EPA 6010 *	ras7-2015/09/25	bab2-2015/09/29
Chromium (total)	2.12	6.58	mg/kg	1.00	EPA 6010 *	ras7-2015/09/25	bab2-2015/09/29
Mercury (total)	n.d.	n.d.	mg/kg	0.05	EPA 7471 *	ccm2-2015/09/25	bab2-2015/09/29
Lead (total)	n.d.	n.d.	mg/kg	5.0	EPA 6010 *	ras7-2015/09/25	bab2-2015/09/29
Molybdenum (total)	n.d.	n.d.	mg/kg	1.0	EPA 6010 *	ras7-2015/09/25	bab2-2015/09/29
Nickel (total)	2.1	6.5	mg/kg	1.0	EPA 6010 *	ras7-2015/09/25	bab2-2015/09/29
Selenium (total)	n.d.	n.d.	mg/kg	10.0	EPA 6010 *	ras7-2015/09/25	bab2-2015/09/29
Zinc (total)	56.4	175.2	mg/kg	2.0	EPA 6010 *	ras7-2015/09/25	bab2-2015/09/29
Copper (total)	21.8	67.7	mg/kg	1	EPA 6010 *	ras7-2015/09/25	bab2-2015/09/29
Arsenic (total)	0.80	2.48	mg/kg	0.5	EPA 6020	akj2-2015/09/28	bab2-2015/09/29

n.d. = not detected , ppm = parts per million, ppm = mg/kg

For questions please contact:



Rob Ferris
Account Manager
rob.ferris@midwestlabs.com (402)829-9871

The result(s) issued on this report only reflect the analysis of the sample(s) submitted.

Our reports and letters are for the exclusive and confidential use of our clients and may not be reproduced in whole or in part, nor may any reference be made to the work, the results, or the company in any advertising, news release, or other public announcements without obtaining our prior written authorization.



US COMPOSTING COUNCIL

**OFFICIAL Seal of Testing Assurance
Compost Sample Chain of Custody Form**

STA Laboratory: Midwest Laboratories, Inc. Tel: 402-334-7770
 Address: 13611 B. Street FAX: 402-334-9121
 City, State Zip code: Omaha, NE 68144 Email: jking@midwestlabs.com

Client/Reporting Company: C&C Peat Company, Inc. Tel: 352-323-8213
 Contact Name: Michael Wolfe FAX: 352-365-0367
 Billing Address: 1650 County Road 470 Email: m.wolfe@ccpeat.com
 City, State Zip code: Okahumpka, FL 34762

Send Results to:
 City, State Zip code:

Name or Source of Sample(s): Monthly Compost Sample
 Name of Person(s), Sample Collector(s): Michael Wolfe

LABORATORY USE ONLY Storage Locations
 Freezer _____ Cold Room _____ Storage Shelf _____

Sample Condition: _____
 Temperature: _____ Malodor: _____ Moisture: _____

Sample Type: POINT COMPOSITE STRATIFIED INTERVAL
 P.O. Number: _____

USCC Member: YES NO

SELECTION OF ANALYSIS. Refer to <http://www.tmecc.org/cap/methods.html> for details.
 STA Suite; State DOT Tests (indicate State); A, B, C - Specify other tests in fields A through C. (e.g., tests required for regulated samples, etc.). NOTE! STA analytical results via the STA Compost Technical Data Sheet and this Chain of Custody form are submitted to STA program management.

A B C

Client Sample ID and Special Instructions	1. List Feedstocks		Collection Date/Time	Sample Matrix	Composting Operation Type	Shipping Temperature	Indicate Compost Analysis Requirements (*identify state)			LAB USE ONLY Job Number & Sample Status
	2. Check all that apply						3. List % by volume. (Optional)			
Compost	<input type="checkbox"/> Green waste	<input type="checkbox"/> Carcass	Date: <u>9/22/15</u>	<input checked="" type="radio"/> Compost	<input checked="" type="radio"/> Windrow	Ambient <input type="radio"/> Wet Ice <input checked="" type="radio"/> Dry Ice <input type="radio"/>	STA Suite	State DOT Identify State	A B C	
	<input checked="" type="checkbox"/> Manure	<input type="checkbox"/> Fish Waste	Time: <u>7:30 pm</u>	<input type="radio"/> Feedstock	<input type="radio"/> Static pile					
	<input checked="" type="checkbox"/> Food	<input type="checkbox"/> Grease, Fats	Initials: <u>MW</u>	<input type="radio"/> Mulch	<input type="radio"/> In-Vessel					
	<input checked="" type="checkbox"/> Biosolids			<input type="radio"/>	<input type="radio"/>					
	<input type="checkbox"/> MSW			<input type="radio"/>	<input type="radio"/>					
	<input checked="" type="checkbox"/> Wood			<input type="radio"/>	<input type="radio"/>					

INFORM THE STA LABORATORY AND SPECIFY THE REQUIRED LABORATORY TESTS WHEN SUBMITTING REGULATED COMPOST SAMPLES (please use spaces A, B and C provided above).

PLEASE PROVIDE SPECIFIC FEEDSTOCK AND OPERATIONAL DETAIL IN THE SPACE PROVIDED.
 YOUR VOLUNTEERED INFORMATION PROVIDES USCC STANDARDS AND PRACTICES COMMITTEE WITH CRUTIAL DATA NEEDED TO BETTER UNDERSTAND THE COMPOSTING PROCESS AND COMPOST END USES.

2447071

Releasing Signature	Date	Time	Receiving Signature	Date	Time
	<u>9/22/15</u>	<u>3:45 pm</u>			
Releasing Signature 2	Date	Time	Receiving Signature 2	Date	Time
Releasing Signature 3	Date	Time	Receiving Signature 3	Date	Time
Releasing Signature 4	Date	Time	Receiving Signature 4	Date	Time

Barcode: 2447071-2447071
 1
 2015-09-23 15:13:21.0

19.0'g