





13611 B Street • Omaha, Nebraska 68144-3693 • (402) 334-7770 • FAX (402) 334-9121 • www.midwestlabs.com

Lab #	2346979	Report of Analysis		Report Number: 14-346-4048																																																																																																																																																	
<b>Account:</b> 28674	MIKE WOLFE C AND C PEAT COMPANY 1650 CR 470 OKAHUMPKA FL 34762		 Robert Ferris Client Service Representative 402-829-9871																																																																																																																																																		
<b>Date Sampled:</b>	2014-12-03																																																																																																																																																				
<b>Date Received:</b>	2014-12-04		COMPOST ANALYSIS																																																																																																																																																		
<b>Sample ID:</b>	COMPOST																																																																																																																																																				
Total content, lbs per ton (as rec'd)																																																																																																																																																					
<table border="1"> <thead> <tr> <th></th> <th></th> <th>Analysis (as rec'd)</th> <th>Analysis (dry weight)</th> <th></th> </tr> </thead> <tbody> <tr> <td colspan="5"><b>NUTRIENTS</b></td> </tr> <tr> <td colspan="5">Nitrogen</td> </tr> <tr> <td>Total Nitrogen</td> <td>%</td> <td>0.40</td> <td>1.11</td> <td>8.0</td> </tr> <tr> <td>Organic Nitrogen</td> <td>%</td> <td>0.33</td> <td>0.90</td> <td>6.5</td> </tr> <tr> <td>Ammonium Nitrogen</td> <td>%</td> <td>0.074</td> <td>0.205</td> <td>1.5</td> </tr> <tr> <td>Nitrate Nitrogen</td> <td>%</td> <td>&lt; 0.01</td> <td>----</td> <td>----</td> </tr> <tr> <td colspan="5">Major and Secondary Nutrients</td> </tr> <tr> <td>Phosphorus</td> <td>%</td> <td>0.14</td> <td>0.39</td> <td>2.8</td> </tr> <tr> <td>Phosphorus as P2O5</td> <td>%</td> <td>0.32</td> <td>0.89</td> <td>6.4</td> </tr> <tr> <td>Potassium</td> <td>%</td> <td>0.29</td> <td>0.80</td> <td>5.8</td> </tr> <tr> <td>Potassium as K2O</td> <td>%</td> <td>0.35</td> <td>0.97</td> <td>7.0</td> </tr> <tr> <td>Sulfur</td> <td>%</td> <td>0.11</td> <td>0.30</td> <td>2.2</td> </tr> <tr> <td>Calcium</td> <td>%</td> <td>0.73</td> <td>2.02</td> <td>14.6</td> </tr> <tr> <td>Magnesium</td> <td>%</td> <td>0.09</td> <td>0.25</td> <td>1.8</td> </tr> <tr> <td>Sodium</td> <td>%</td> <td>0.040</td> <td>0.111</td> <td>0.8</td> </tr> <tr> <td colspan="5">Micronutrients</td> </tr> <tr> <td>Iron</td> <td>ppm</td> <td>610</td> <td>1690</td> <td>1.2</td> </tr> <tr> <td>Manganese</td> <td>ppm</td> <td>37.9</td> <td>105</td> <td>----</td> </tr> <tr> <td>Boron</td> <td>ppm</td> <td>&lt; 20</td> <td>----</td> <td>----</td> </tr> <tr> <td colspan="5"><b>OTHER PROPERTIES</b></td> </tr> <tr> <td>Moisture</td> <td>%</td> <td>63.90</td> <td></td> <td></td> </tr> <tr> <td>Total Solids</td> <td>%</td> <td>36.10</td> <td></td> <td>722.0</td> </tr> <tr> <td>Organic Matter</td> <td>%</td> <td>28.20</td> <td>78.12</td> <td>564.0</td> </tr> <tr> <td>Ash</td> <td>%</td> <td>7.90</td> <td>21.88</td> <td>158.0</td> </tr> <tr> <td>Total Carbon</td> <td>%</td> <td>17.29</td> <td>47.89</td> <td></td> </tr> <tr> <td>Chloride</td> <td>%</td> <td>0.06</td> <td>0.17</td> <td></td> </tr> <tr> <td>pH</td> <td></td> <td>9.1</td> <td></td> <td></td> </tr> <tr> <td>Conductivity 1:5 (Soluble Salts)</td> <td>mS/cm</td> <td>3.52</td> <td></td> <td></td> </tr> </tbody> </table>							Analysis (as rec'd)	Analysis (dry weight)		<b>NUTRIENTS</b>					Nitrogen					Total Nitrogen	%	0.40	1.11	8.0	Organic Nitrogen	%	0.33	0.90	6.5	Ammonium Nitrogen	%	0.074	0.205	1.5	Nitrate Nitrogen	%	< 0.01	----	----	Major and Secondary Nutrients					Phosphorus	%	0.14	0.39	2.8	Phosphorus as P2O5	%	0.32	0.89	6.4	Potassium	%	0.29	0.80	5.8	Potassium as K2O	%	0.35	0.97	7.0	Sulfur	%	0.11	0.30	2.2	Calcium	%	0.73	2.02	14.6	Magnesium	%	0.09	0.25	1.8	Sodium	%	0.040	0.111	0.8	Micronutrients					Iron	ppm	610	1690	1.2	Manganese	ppm	37.9	105	----	Boron	ppm	< 20	----	----	<b>OTHER PROPERTIES</b>					Moisture	%	63.90			Total Solids	%	36.10		722.0	Organic Matter	%	28.20	78.12	564.0	Ash	%	7.90	21.88	158.0	Total Carbon	%	17.29	47.89		Chloride	%	0.06	0.17		pH		9.1			Conductivity 1:5 (Soluble Salts)	mS/cm	3.52		
		Analysis (as rec'd)	Analysis (dry weight)																																																																																																																																																		
<b>NUTRIENTS</b>																																																																																																																																																					
Nitrogen																																																																																																																																																					
Total Nitrogen	%	0.40	1.11	8.0																																																																																																																																																	
Organic Nitrogen	%	0.33	0.90	6.5																																																																																																																																																	
Ammonium Nitrogen	%	0.074	0.205	1.5																																																																																																																																																	
Nitrate Nitrogen	%	< 0.01	----	----																																																																																																																																																	
Major and Secondary Nutrients																																																																																																																																																					
Phosphorus	%	0.14	0.39	2.8																																																																																																																																																	
Phosphorus as P2O5	%	0.32	0.89	6.4																																																																																																																																																	
Potassium	%	0.29	0.80	5.8																																																																																																																																																	
Potassium as K2O	%	0.35	0.97	7.0																																																																																																																																																	
Sulfur	%	0.11	0.30	2.2																																																																																																																																																	
Calcium	%	0.73	2.02	14.6																																																																																																																																																	
Magnesium	%	0.09	0.25	1.8																																																																																																																																																	
Sodium	%	0.040	0.111	0.8																																																																																																																																																	
Micronutrients																																																																																																																																																					
Iron	ppm	610	1690	1.2																																																																																																																																																	
Manganese	ppm	37.9	105	----																																																																																																																																																	
Boron	ppm	< 20	----	----																																																																																																																																																	
<b>OTHER PROPERTIES</b>																																																																																																																																																					
Moisture	%	63.90																																																																																																																																																			
Total Solids	%	36.10		722.0																																																																																																																																																	
Organic Matter	%	28.20	78.12	564.0																																																																																																																																																	
Ash	%	7.90	21.88	158.0																																																																																																																																																	
Total Carbon	%	17.29	47.89																																																																																																																																																		
Chloride	%	0.06	0.17																																																																																																																																																		
pH		9.1																																																																																																																																																			
Conductivity 1:5 (Soluble Salts)	mS/cm	3.52																																																																																																																																																			

13611 B Street • Omaha, Nebraska 68144-3693 • (402) 334-7770 • FAX (402) 334-9121 • www.midwestlabs.com

Lab #	2346979	<b>Biological &amp; Physical Properties</b>			Report Number: 14-346-4048																																																																																																																																																																		
<b>Account:</b> 28674	MIKE WOLFE C AND C PEAT COMPANY 1650 CR 470 OKAHUMPKA FL 34762			 Robert Ferris Client Service Representative 402-829-9871																																																																																																																																																																			
<b>Date Sampled:</b>	2014-12-03			COMPOST ANALYSIS																																																																																																																																																																			
<b>Date Received:</b>	2014-12-04																																																																																																																																																																						
<b>Sample ID:</b>	COMPOST																																																																																																																																																																						
<table border="1"> <thead> <tr> <th></th> <th>Analysis (as rec'd)</th> <th>Analysis (dry weight)</th> <th>Units</th> <th>Detection Limit</th> <th>Method</th> </tr> </thead> <tbody> <tr> <td colspan="6"><b>Biological Properties</b></td> </tr> <tr> <td>5 Day Germination</td> <td>85</td> <td></td> <td>%</td> <td>1</td> <td>TMECC</td> </tr> <tr> <td>7 Day Vigor</td> <td>85</td> <td></td> <td>%</td> <td>1</td> <td>TMECC</td> </tr> <tr> <td>CO<sub>2</sub> OM Evolution</td> <td>0.02</td> <td></td> <td>mgCO<sub>2</sub>-C/gOM/day</td> <td>0.01</td> <td>TMECC 05.08A</td> </tr> <tr> <td>CO<sub>2</sub> Solids Evolution</td> <td>0.07</td> <td></td> <td>mgCO<sub>2</sub>-C/gTS/day</td> <td>0.01</td> <td>TMECC 05.08A</td> </tr> <tr> <td>Fecal Coliform</td> <td></td> <td>36</td> <td>mpn/g</td> <td>2</td> <td>EPA 1681</td> </tr> <tr> <td>Salmonella</td> <td></td> <td>n.d.</td> <td>mpn/4g</td> <td>0.01</td> <td>EPA 1682</td> </tr> <tr> <td>Stability Rating</td> <td>Stable</td> <td></td> <td>N/A</td> <td>N/A</td> <td>TMECC 05.08A</td> </tr> <tr> <td colspan="6"><b>Physical Properties</b></td> </tr> <tr> <td>Bulk Density (Loose)</td> <td>758</td> <td></td> <td>lbs/cu yard</td> <td>1</td> <td>WT/VOL</td> </tr> <tr> <td>Bulk Density (Packed)</td> <td>910</td> <td></td> <td>lbs/cu yard</td> <td>1</td> <td>WT/VOL</td> </tr> <tr> <td colspan="6"><b>Man Made Materials</b></td> </tr> <tr> <td>Film Plastics</td> <td>n.d.</td> <td></td> <td>%</td> <td>0.25</td> <td>Microscopic</td> </tr> <tr> <td>Glass Fragments</td> <td>n.d.</td> <td></td> <td>%</td> <td>0.25</td> <td>Microscopic</td> </tr> <tr> <td>Hard Plastics</td> <td>n.d.</td> <td></td> <td>%</td> <td>0.25</td> <td>Microscopic</td> </tr> <tr> <td>Metal Fragment</td> <td>n.d.</td> <td></td> <td>%</td> <td>0.25</td> <td>Microscopic</td> </tr> <tr> <td>Sharps</td> <td>Absent</td> <td></td> <td>---</td> <td>---</td> <td>Microscopic</td> </tr> <tr> <td>Max. Particle Length</td> <td></td> <td>1.5</td> <td>inches</td> <td>N/A</td> <td>TMECC Sieve</td> </tr> <tr> <td>Sieve % Passing 3"</td> <td></td> <td>100</td> <td>%</td> <td>0.01</td> <td>TMECC Sieve</td> </tr> <tr> <td>Sieve % Passing 2"</td> <td></td> <td>100</td> <td>%</td> <td>0.01</td> <td>TMECC Sieve</td> </tr> <tr> <td>Sieve % Passing 1.5"</td> <td></td> <td>100</td> <td>%</td> <td>0.01</td> <td>TMECC Sieve</td> </tr> <tr> <td>Sieve % Passing 1"</td> <td></td> <td>100</td> <td>%</td> <td>0.01</td> <td>TMECC Sieve</td> </tr> <tr> <td>Sieve % Passing 3/4"</td> <td></td> <td>100</td> <td>%</td> <td>0.01</td> <td>TMECC Sieve</td> </tr> <tr> <td>Sieve % Passing 5/8"</td> <td></td> <td>100</td> <td>%</td> <td>0.01</td> <td>TMECC Sieve</td> </tr> <tr> <td>Sieve % Passing 3/8"</td> <td></td> <td>93</td> <td>%</td> <td>0.01</td> <td>TMECC Sieve</td> </tr> <tr> <td>Sieve % Passing 1/4"</td> <td></td> <td>73</td> <td>%</td> <td>0.01</td> <td>TMECC Sieve</td> </tr> </tbody> </table>							Analysis (as rec'd)	Analysis (dry weight)	Units	Detection Limit	Method	<b>Biological Properties</b>						5 Day Germination	85		%	1	TMECC	7 Day Vigor	85		%	1	TMECC	CO <sub>2</sub> OM Evolution	0.02		mgCO <sub>2</sub> -C/gOM/day	0.01	TMECC 05.08A	CO <sub>2</sub> Solids Evolution	0.07		mgCO <sub>2</sub> -C/gTS/day	0.01	TMECC 05.08A	Fecal Coliform		36	mpn/g	2	EPA 1681	Salmonella		n.d.	mpn/4g	0.01	EPA 1682	Stability Rating	Stable		N/A	N/A	TMECC 05.08A	<b>Physical Properties</b>						Bulk Density (Loose)	758		lbs/cu yard	1	WT/VOL	Bulk Density (Packed)	910		lbs/cu yard	1	WT/VOL	<b>Man Made Materials</b>						Film Plastics	n.d.		%	0.25	Microscopic	Glass Fragments	n.d.		%	0.25	Microscopic	Hard Plastics	n.d.		%	0.25	Microscopic	Metal Fragment	n.d.		%	0.25	Microscopic	Sharps	Absent		---	---	Microscopic	Max. Particle Length		1.5	inches	N/A	TMECC Sieve	Sieve % Passing 3"		100	%	0.01	TMECC Sieve	Sieve % Passing 2"		100	%	0.01	TMECC Sieve	Sieve % Passing 1.5"		100	%	0.01	TMECC Sieve	Sieve % Passing 1"		100	%	0.01	TMECC Sieve	Sieve % Passing 3/4"		100	%	0.01	TMECC Sieve	Sieve % Passing 5/8"		100	%	0.01	TMECC Sieve	Sieve % Passing 3/8"		93	%	0.01	TMECC Sieve	Sieve % Passing 1/4"		73	%	0.01	TMECC Sieve
	Analysis (as rec'd)	Analysis (dry weight)	Units	Detection Limit	Method																																																																																																																																																																		
<b>Biological Properties</b>																																																																																																																																																																							
5 Day Germination	85		%	1	TMECC																																																																																																																																																																		
7 Day Vigor	85		%	1	TMECC																																																																																																																																																																		
CO <sub>2</sub> OM Evolution	0.02		mgCO <sub>2</sub> -C/gOM/day	0.01	TMECC 05.08A																																																																																																																																																																		
CO <sub>2</sub> Solids Evolution	0.07		mgCO <sub>2</sub> -C/gTS/day	0.01	TMECC 05.08A																																																																																																																																																																		
Fecal Coliform		36	mpn/g	2	EPA 1681																																																																																																																																																																		
Salmonella		n.d.	mpn/4g	0.01	EPA 1682																																																																																																																																																																		
Stability Rating	Stable		N/A	N/A	TMECC 05.08A																																																																																																																																																																		
<b>Physical Properties</b>																																																																																																																																																																							
Bulk Density (Loose)	758		lbs/cu yard	1	WT/VOL																																																																																																																																																																		
Bulk Density (Packed)	910		lbs/cu yard	1	WT/VOL																																																																																																																																																																		
<b>Man Made Materials</b>																																																																																																																																																																							
Film Plastics	n.d.		%	0.25	Microscopic																																																																																																																																																																		
Glass Fragments	n.d.		%	0.25	Microscopic																																																																																																																																																																		
Hard Plastics	n.d.		%	0.25	Microscopic																																																																																																																																																																		
Metal Fragment	n.d.		%	0.25	Microscopic																																																																																																																																																																		
Sharps	Absent		---	---	Microscopic																																																																																																																																																																		
Max. Particle Length		1.5	inches	N/A	TMECC Sieve																																																																																																																																																																		
Sieve % Passing 3"		100	%	0.01	TMECC Sieve																																																																																																																																																																		
Sieve % Passing 2"		100	%	0.01	TMECC Sieve																																																																																																																																																																		
Sieve % Passing 1.5"		100	%	0.01	TMECC Sieve																																																																																																																																																																		
Sieve % Passing 1"		100	%	0.01	TMECC Sieve																																																																																																																																																																		
Sieve % Passing 3/4"		100	%	0.01	TMECC Sieve																																																																																																																																																																		
Sieve % Passing 5/8"		100	%	0.01	TMECC Sieve																																																																																																																																																																		
Sieve % Passing 3/8"		93	%	0.01	TMECC Sieve																																																																																																																																																																		
Sieve % Passing 1/4"		73	%	0.01	TMECC Sieve																																																																																																																																																																		

Compost Results Interpretations

Page 1

Report #:

14-346-4048

DATE RECEIVED:

2014-12-04

Organic Matter %		Greater than 20% indicates a desirable range for compost on a dry weight basis.
28.20	As Received	
78.12	Dry Weight	

Compost is a significant source of Organic Matter, which is an important supplier of carbon. Organic Matter improves soil and plant efficiency by improving soil physical properties, providing a source of energy to beneficial organisms, and enhancing the reservoir of soil nutrients.

C/N Ratio		20-30 indicates an ideal range for the initial compost process. 10-20 indicates an ideal range for a finished compost.
43.2:1		

All organic matter is made up of substantial amounts of carbon with lesser amounts of nitrogen. The balance of these two elements is called the Carbon/Nitrogen Ratio. For the best performance, the compost pile requires the correct proportion of carbon for energy and nitrogen for protein production. If the C:N ratio is too high (excess carbon) decomposition slows down. If the C:N ratio is too low (excess Nitrogen) the compost pile could be difficult to manage.

Moisture %		<35% = Indicates overly dry compost  >55% = Indicates overly wet compost
63.90		

Moisture Percent is the measure of water present in the compost and expressed as a percentage of total weight. Moisture present affects handling and transport. Overly dry will be light and dusty while overly wet will be heavy and clumpy. A desirable moisture content of finished compost will range between 40 to 50%.

Compost Results Interpretations

Page 2

Report #:

14-346-4048

DATE RECEIVED:

2014-12-04

Conductivity or Soluble Salts measures the conductance of electrical current in a liquid compost slurry. Excessive soluble salt content in a compost can prevent or delay seed germination and proper root growth. Conductivity analysis is done on a 1:5 basis.

Conductivity 1:5
3.5

Conductivity Level	Interpretation
Greater than 10	Very High nutrient content. Use for Ag Applications
5 - 10	High nutrient content. Use for Ag Applications
3 - 5	Higher than desirable for salt sensitive plants, some loss of vigor
0.6 - 3	Desirable range for most plants
0.3 - 0.6	Ideal range for greenhouse growth media
0.0 - 0.3	Very Low: Indicates very low nutrient status: plants may show deficiencies.

Compost Results Interpretations

Page 3

Report #:

14-346-4048

DATE RECEIVED:

2014-12-04

pH Value

9.1

0 to 14 scale with 6 to 8 as normal pH levels for compost

A pH in the 6 to 8 pH range indicates a more mature compost

pH measures the acidity or alkalinity of the compost, and is a measurement of the hydrogen ion activity of a soil or compost on a logarithmic scale. The pH scale ranges from 0 to 14 and 7 indicates a neutral pH. Growing media with a higher pH or pH greater than 7 can benefit from a compost that has a more acidic pH or pH below 7. This type of application will possibly lower the soil pH making the soil more conducive to plants that thrive in a more acidic soil condition.

Nutrient Index (Ag Index)

>10

The Nutrient Index normally runs between 1 and 10.

The Nutrient Index is obtained by dividing the total nutrients (N,P,K) by the amount of salt (Sodium and Chloride). The higher the Nutrient Index the less chance of having a toxic buildup of Sodium (salt) in the soil.

AG INDEX CHART										
<i>salt injury possible</i>	<i>use on soils with excellent drainage characteristics, good water quality and low salts</i>				<i>you may use on soils with poor drainage, poor water quality, or high salts</i>					<i>for all soils</i>
1	2	3	4	5	6	7	8	9	10	> 10

Nutrients (N+P205+K20)

2.96

Average Nutrient Content Dry Weight

<2 = Low, >5 = High

0.5-0.5-0.5

Rating As Received

The most commonly used compost data is the amount of Nitrogen, Phosphate, and Potash (abbreviated as N,P,K) present and the information is similar to that found in common fertilizers. If a compost result has the rating 1-2-2 it means that the compost has 1% Nitrogen, 2% Phosphate and 2% Potash. Most compost tests will have a average nutrient level (N+P+K) of < 5%.

**C AND C PEAT COMPANY  
MIKE WOLFE  
1650 CR 470  
OKAHUMPKA FL 34762**

**REPORT OF ANALYSIS**


For: (28674) C AND C PEAT COMPANY  
COMPOST ANALYSIS

Analysis	Level Found		Units	Reporting		Analyst- Date	Verified- Date
	As Received	Dry Weight		Limit	Method		
Sample ID: <b>COMPOST</b>	Lab Number: <b>2346979</b>		Date Sampled: <b>2014-12-03</b>				
Cadmium (total)	n.d.	n.d.	mg/kg	0.50	EPA 6010 *	ras7-2014/12/19	bab2-2014/12/22
Chromium (total)	3.02	8.36	mg/kg	1.00	EPA 6010 *	ras7-2014/12/19	bab2-2014/12/22
Mercury (total)	n.d.	n.d.	mg/kg	0.05	EPA 7471	ccm2-2014/12/16	bab2-2014/12/22
Lead (total)	n.d.	n.d.	mg/kg	5.0	EPA 6010 *	ras7-2014/12/19	bab2-2014/12/22
Molybdenum (total)	1.0	2.8	mg/kg	1.0	EPA 6010 *	ras7-2014/12/19	bab2-2014/12/22
Nickel (total)	2.5	6.9	mg/kg	1.0	EPA 6010 *	ras7-2014/12/19	bab2-2014/12/22
Selenium (total)	n.d.	n.d.	mg/kg	10.0	EPA 6010 *	ras7-2014/12/19	bab2-2014/12/22
Zinc (total)	51.9	143.8	mg/kg	2.0	EPA 6010 *	ras7-2014/12/19	bab2-2014/12/22
Copper (total)	30.8	85.3	mg/kg	1.0	EPA 6010 *	ras7-2014/12/19	bab2-2014/12/22
Arsenic (total)	n.d.	n.d.	mg/kg	0.5	EPA 6020	akj2-2014/12/19	bab2-2014/12/22

This report was reissued on 2014-12-22 11:35:38 by mgn8 for the following reason:  
Added on Full STA package.

n.d. = not detected , ppm = parts per million, ppm = mg/kg

For questions please contact:



Rob Ferris  
Client Service Representative  
rob.ferris@midwestlabs.com (402)829-9871

The result(s) issued on this report only reflect the analysis of the sample(s) submitted.

Our reports and letters are for the exclusive and confidential use of our clients and may not be reproduced in whole or in part, nor may any reference be made to the work, the results, or the company in any advertising, news release, or other public announcements without obtaining our prior written authorization.